

**RIVER FOREST
FIRE DEPARTMENT**



**MONTHLY REPORT
NOVEMBER 2023**



MEMORANDUM

TO: Matt Walsh
Village Administrator

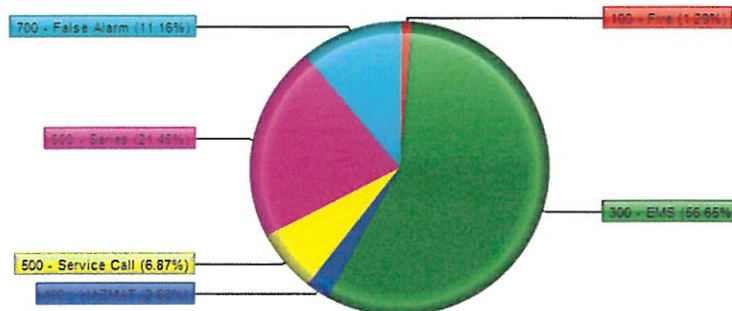
FROM: Thomas Gaertner
Thomas Gaertner
Fire Chief

DATE: December 18, 2023

SUBJECT: Monthly Report – November 2023

The Fire Department responded to 246 calls during the month of November. This is above our average number of calls in comparison to November 2022 where we had 238 calls. Emergency Medical Service calls represent 55.00% of our response activity for the month of November.

Incident Type Group	November 2023
100 - Fire	6
300 - EMS	132
400 - Hazardous Conditions	6
500 - Service Call	16
600 - Good Intent	50
700 - False Alarms	26
800 - Other	13
Monthly Total	246



Custom ▾ Nov 1, 2023 - Nov 30, 2023 ▾

45%

FIRE
Percentage of Total Incidents

55%


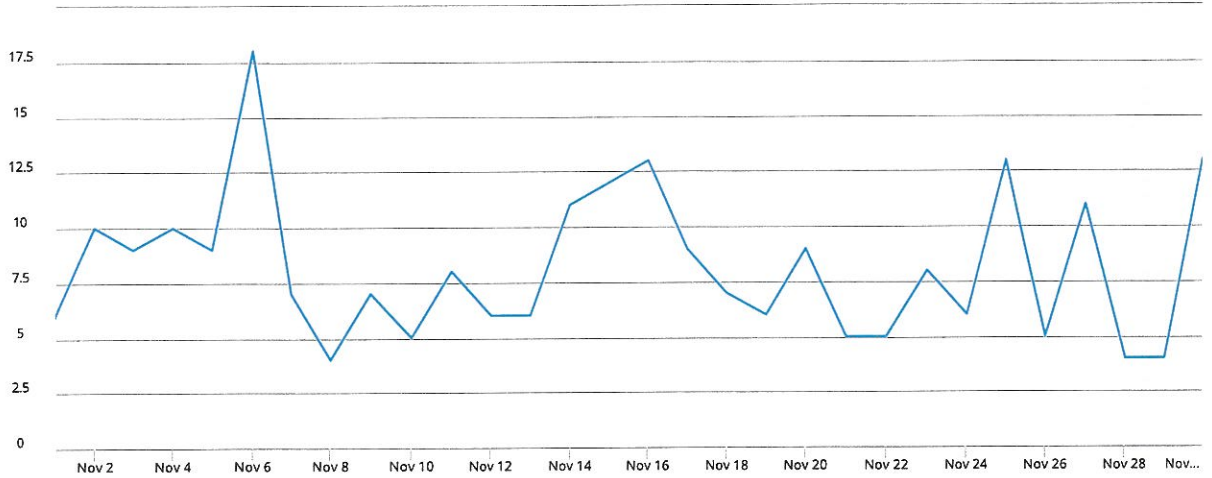
EMS
Percentage of Total Incidents

246

INCIDENTS
In Selected Time Slice

30

DAYS
In Selected Time Slice



Counts % Rows % Columns % All

Week Ending	11/5/23	11/12/23	11/19/23	11/26/23	12/3/23	12/10/23	12/17/23	12/24/23	12/31/23	1/7/24	1/14/24	1/21/24	1/28/24	Total
RIVER FOREST FIRE DEPARTMENT	44	55	64	51	32									246
Total	44	55	64	51	32									246



Custom v Jan 1, 2023 - Nov 30, 2023 v

44%

FIRE
Percentage of Total Incidents

56%

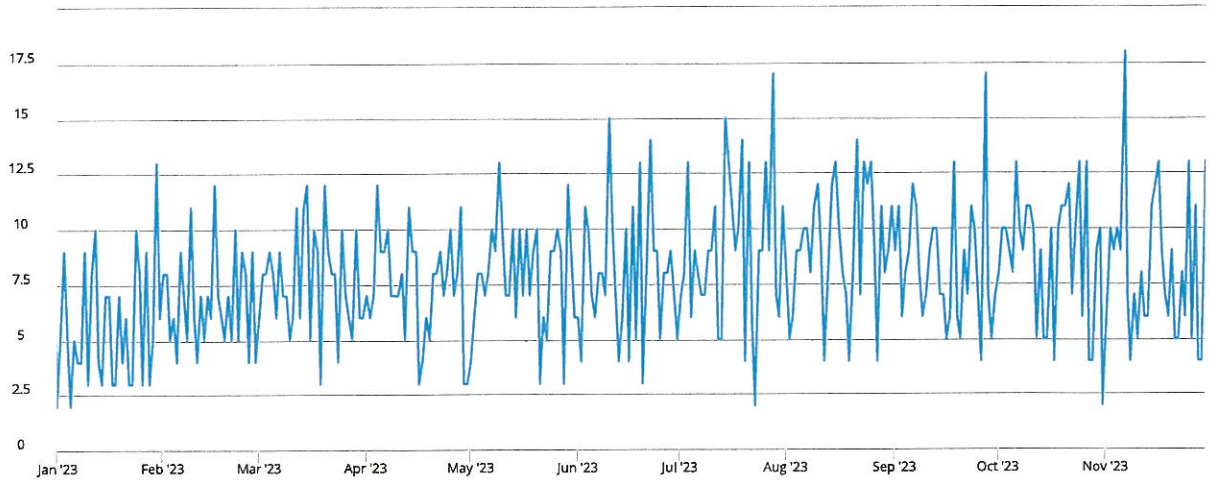
EMS
Percentage of Total Incidents

2,634

INCIDENTS
In Selected Time Slice

334

DAYS
In Selected Time Slice



	Jan '23	Feb '23	Mar '23	Apr '23	May '23	Jun '23	Jul '23	Aug '23	Sep '23	Oct '23	Nov '23	Dec '23	Jan '24	Total
(11) Structure Fire	4	6	3	7	8	8	3	6	3	3				51
(13) Mobile property (vehicle) fire					2		1				1			4
(14) Natural vegetation fire					1	10	1				2			14
(15) Outside rubbish fire					1		1							2
(31) Medical assist							1							1
(32) Emergency medical service (EMS) incident	104	111	144	137	134	127	149	148	151	136	135			1,476
(33) Lock-In				1						1				2
(35) Extrication, rescue				1	2			1	1	1				6
(38) Rescue or EMS standby						1								1
(41) Combustible/f.. spills & leaks	3	5	1	1	5	4	5	4	2	2	4			36
(42) Chemical release, reaction, or toxic condition	1	1			1		4	2	1	1	2			13
(44) Electrical wiring/equipm. problem	2	1	2	1	1	1	4	2	4	5	1			24
(45) Biological hazard								1						1
(46) Accident, potential accident							1							1
(51) Person in distress	3	5	4	3	2	7	2	5	2	3	4			40

	Jan '23	Feb '23	Mar '23	Apr '23	May '23	Jun '23	Jul '23	Aug '23	Sep '23	Oct '23	Nov '23	Dec '23	Jan '24	Total
(52) Water problem		2	1				4	1			2			10
(53) Smoke, odor problem		1				1	3	2		2	2			11
(55) Public service assistance	4	9	12	13	17	8	24	11	8	16	11			133
(57) Cover assignment, standby at fire station, move-up							2							2
(61) Dispatched and canceled en route	28	20	34	31	24	36	40	64	36	42	49			404
(62) Wrong location, no emergency found	4	5	4	3	16	8	8	5	10	14	5			82
(65) Steam, other gas mistaken for smoke		1	1	1			2			2	1			8
(71) Malicious, mischievous false alarm				1	1									2
(73) System or detector malfunction	1	2	6	2	2	2	6	3	1	3				28
(74) Unintentional system/detect... operation (no fire)	19	20	25	20	30	24	21	27	30	38	27			281
UNK				1										1
Total	173	189	237	223	247	237	282	282	249	269	246			2,634

Fire Chief Gaertner Report

- Attended monthly RFFD Officers meeting.
- Attended the Weekly Village Administrators Staff Meetings.
- Attended the monthly Statewide Terrorism & Intelligence Center (STIC) webinar.
- Attended the Monthly Village Board of Trustees Meetings.
- Attended the Annual Village Wellness Event.
- Attended the Annual RFFD Fire Prevention Week Open House.
- Attended Zoom Meetings with Lexipol on Fire Department Policy Development.

FIRE PREVENTION BUREAU

Fire Marshal Kevin Wiley

November is not that busy of a month Inspection-wise. Most of the shifts have completed most of the Company Inspections and I am winding down my annual and by-annual inspections as well. That allows me to use some well-earned days off between vacation and holidays. I was able to take nearly three weeks off for vacation.

Each year around this time some of our businesses start displaying natural Christmas trees in front of their stores for sale. This year we have three locations in town. I stop by and discuss the storage and display of the trees with the store manager. I drive by the locations on a weekly basis to make sure the displays are allowing a clear path in and out of the stores. I also make sure that any bailing operation is not blocking the sidewalks as well.

During the holiday season, fire departments are asked to hang a holiday wreath containing red lights in a conspicuous spot, easily seen by the public. The wreath will be hung at the River Forest Fire Station at 400 Park Av. The wreath will be illuminated constantly and if a fire occurs anywhere in the village that is directly caused by holiday decorations (trees, lights, cords, candles, burning wrapping paper in fireplaces, etc.), the red bulb(s) will be changed to white bulb(s). The **“Keep the Wreath Red”** fire safety program was designed to alert residents of fires caused by holiday-related decorations. The wreath will hopefully serve as a visual reminder to all River Forest residents to take additional safety precautions during the holiday season to make them happy and safe. This year, the **“Keep the Wreath Red”** fire safety program will run from Thanksgiving Day (Thursday, November 23, 2023) through Saturday January 7, 2024. We have done several social media posts on our Facebook, Instagram, village website and E-Newsletter explaining this program.



Deputy Chief Bochenek and I offered to be on the School District 90 Safety team. The Team has been subdivided into three sub-committees to tackle and formulate a plan for District 90 going forward. The three sub-committees are Facilities and Infrastructure, Procedures and Protocols and the last is Emotional Health/Community Wellness. DC Bochenek is on the Procedures and Protocol committee, and I am on the Emotional Health/Community Wellness committee. We have attended 2 meetings in November with a few more scheduled for December. The Regional Board of Education, West 40, is doing the same evaluation on a much bigger scale and our findings will help them finalize a plan that they will implement across all Districts in the coming years.

The December 2023 report will have all the year-end and year-to-date numbers for all of our activities.

The last item in my monthly report is a summary of activities that don't fit in any other category such as, hydrant flows for sprinkler companies, servicing a Knox Box, public education flyers for the lobby as well as the monthly E-Newsletter, and picking up and/or dropping off vehicles for service among others. These activities may not be difficult but do take up time that I like to account for.



RIVER FOREST FIRE DEPARTMENT
 FIRE PREVENTION BUREAU
 MONTHLY REPORT
 November 2023

#VALUE!	MONTHLY TOTALS		YEAR TO DATE	
	Nov-22	Nov-23	2022	2023
**FPB Inspections	7	7	117	134
**Company Inspections	13	24	149	175
FPB Re-Inspections	2	4	53	81
Company Re-Inspections	5	9	98	80
Special Inquiry/B/L Site Inspections	0	2	17	12
Construction Inspections (Rough/Finals)	0	0	27	44
Inspections with Building Department	0	0	6	1
Inspections with/for State Fire Marshal	0	0	9	4
Permit Inspections (tent, hot work, UST)	0	0	30	30
TOTAL INSPECTIONS	27	46	506	561
School/Business Emergency Plan/Drills	0	2	13	28
Violation Notices Issued	11	7	163	155
Violations Noted	30	11	452	372
Violations Corrected	16	17	222	233
Permits Issued	0	1	30	32
**Complaints Received & Investigated	0	0	3	3
All Meetings/Consultations	4	7	95	64
Training Activities	1	2	37	30
Fire Suppress/Alarm System Test/Final	0	0	3	12
Fire Suppression Hydro's	0	0	3	5
**Plan Reviews and Revisions	5	12	183	139
**Average turn around (Business Days)	#VALUE!	1.41 days	5.45	2.43 days
Public Education Programs	4	5	33	62
Public Education Program Contacts	537	36	2385	2267
Misc Fire Prev Activities (See Narrative)	6	6	57	81

** Performance Measures for the Chief
 Fire Marshal Kevin Wiley

Individual Shift Reports

Gold Shift Report Lt. Howe

Activities: For the month of November Gold Shift responded to a total of 71 calls. 27 of the calls were fire related, 44 involved emergency medical services and there were no service calls.

Incidents/Events of Note: On November 13th Gold shift responded to a CO fire alarm at 1134 Keystone. On arrival crews found low levels of CO throughout the home. Crew investigated for a source and contacted NICOR. Crew remained on scene with NICOR until source of CO was determined to have been caused when cooking. Crew vented house and reset alarms.

Shift Training: Gold shift conducted 144 hours of training this month, for an average of 24 hours per firefighter. Our monthly training included water supply, care and maintenance of equipment, hose deployment, SCBA training, driver/ operator training, EMS SOP review and report writing.

FF's Zipperich Attended the Div. 11 Hazmat drill in North Riverside.

FF's Zipperich and Rouse provided CPR class to NYE Women's Health.

Inspections: Gold Shift Completed 9 In-Company Inspections in November.

Black Shift Report: Lt. Boyd

Activities: Black Shift responded to a total of 84 calls. 29 were fire related, 53 were EMS calls, and 2 were public service.

Incidents/Events of note: No special events/incidents. Black shift spent a significant amount of time making phone calls and unannounced visits in an attempt to finish our inspections. All of the hydrants were not able to be completed and with the leaves and cold weather it is unlikely they will be completed this year.

Shift Training: Black shift conducted 65 hours of fire related training this month and 34 hours of EMS training for a total of 99 hours of training. That is an average of 16.5 hours per Lieutenant and firefighter/paramedics. Driver training, tools, hydrant, SCBA, extinguishers, pre-planning, physical fitness, building familiarization, fire investigation, Stryker stair chair, and pumping ops training were completed this month. A fair amount of EMS documentation was trained on this month as we are preparing to transition to image trend next month.

Inspections: 12 inspections were completed this month and 2 re-inspections. A few properties we have not been able to reach, FM Wiley is aware.

Red Shift Report: Lt. Smith

Activities: For the month of November, Red Shift had a total of 91 calls. 43 of the calls were fire related. There were 38 EMS calls and 10 service calls.

Incidents/Events of note: On November 3rd, Red Shift responded to 803 Bonnie Brae Place for the possible water leak. The homeowner stated she was notified by the Water Department of a possible water leak. Engine 213 investigated the basement and found a broken water pipe from the boiler to the expansion tank. The water was flowing into the electrical compartment of the boiler. E213 was able to shut off the water from the broken pipe. E213 and A215 removed water damaged boxes to a dry area. The crew used squeegees to remove water in the basement to a floor drain. On November 3rd, Red Shift responded to Lincoln Elementary School for the smoke investigation. Units arrived and found an electrical event had occurred inside a light switch. E213 was able to shut off the power to the heat damaged device. E213 removed the heat damaged device from its power source to prevent further incident. The classroom that the event occurred was ventilated by firefighters. On November 15th, Red Shift responded to the garbage truck fire in front of 731 Bonnie Brae Place. Units arrived and found fire in the mechanical components behind the cab. River Forest firefighters extinguished the fire using two 1 ¾ inch hand lines. Lt. Smith completed the fire investigation on the garbage truck fire.

Shift Training: Red Shift conducted 86.75 hours of fire related training this month and 31.25 hours of EMS training for a total of 118.0 hours of training. That is an average of 19.7 hours per firefighter. Red Shift continues to train the probationary firefighter. Red Shift trained on ground ladders and the aerial ladder and used the training prop to drill on roof ventilation under smoke conditions. Red Shift practiced using the EMS documentation: Image Trend. Red Shift reviewed the new DNR/POLST form and the referring SMO. FF Basa instructed four CPR classes. FF Doran installed two car seats. Red Shift installed five smoke detectors in a residents home and conducted one firehouse tour. FF Viera attended the Division 11 Hazmat Team drill in Cicero.

Inspections: 4 In-company inspections with 2 violations, and 3 Re-inspections with 2 corrections were conducted.

Department Training Lt. Carter

For November 2023 the department participated in various training activities such as:

- Loyola CE was not held in November.
- Shifts continued their assigned building inspections.
- Some hydrants still need to be tested.
- Division 11 Hazardous Materials team drill was in Cicero on the 28th and 30th. The Division Haz Mat rig/trailer was driven through a cone course to certify drivers to be able to drive the rig to calls. There was also discussion about the combined Haz/Mat/TRT drill next month. Carter, Zipperich and Viera attended.
- Division 11 Fire Investigator drill was in Stickney. No members participated.
- No Division 11 TRT drill this month.
- FF Basa and FF Buchholz taught CPR at Concordia.
- FF Basa and FF Buchholz taught CPR at Dominican.
- FF Zipperich, FF Buchholz, and FF Rouse taught CPR for NYE Women's Health Group.

EMS/Paramedic Activity FF/PM Fischer

In the month of November, RFFD responded for a total of 134 patients. Of the 134 patients, 99 were treated and transported by Ambulance 215, 4 were invalid assists, 2 were DOA's and 29 patients refused care. These 134 patients had various complaints. Below are how the complaints break down:

No complaint – 0
 Abdominal Pain – 3
 Allergic Reaction – 0
 Altered Mental Status - 1
 Animal Bite -- 0
 Assault – 1
 Breathing Problems – 12
 Burns -- 0
 Psychiatric – 11
 Chest Pain – 8
 Cardiac/Traumatic/Respiratory Arrest – 2
 Choking – 1
 CO Poisoning - 0
 Diabetic – 2
 Electrocutation - 0
 Eye Problem -- 0
 Fall – 24
 General aches, pain - 0
 General Injury - 0

Headache/Concussion – 1
Hemorrhage/Bleeding – 2
Medical/Inter-Facility Transfer - 0
Medical Alarm – 2
Opiate Overdose -- 1
Pain (Back) – 0
Pain (General) -- 6
Patient Assist – 4
Poisoning / Drug Ingestion – 0
Pregnancy/Childbirth -- 1
Seizure – 3
Sick Person -- 21
Stroke / CVA – 1
Special Event Stand-by - 0
Traffic Accident – 17
Traumatic Arrest - 0
Traumatic Injury – 1
Unconscious/Unresponsive – 11
Unknown Problems – 3
Weakness - 0

The 99 patients were transported
to the following hospitals:

Gottlieb – 18
Hines VA – 4
Loyola – 14
MacNeal -0
Community First -- 0
Rush / Oak Park – 62
Resurrection - 0
West Suburban – 0

We had 33 calls to other towns for a mutual aid ambulance and received aid from other towns 13 times.

Vehicle/Station Maintenance FF/PM Zipperich

Lt Howe began exploring ESO for use as a maintenance scheduler/tracker. All vehicles and most maintainable equipment have been added to the system and will be expanded in the future to include daily checks.

VEHICLES

200- PM's completed.

201- PM's completed.

202- Nothing reported

299- Nothing reported

213- Repairs to coolant system and check engine light.

214- PM's completed

215- Nothing reported.

218- PM's completed.

219- PM's completed.

222-PM's completed including pump test.

EQUIPMENT

No report.

FIRE STATION

No report.

FIREFIGHTER TRAINING ON NEW PROP





